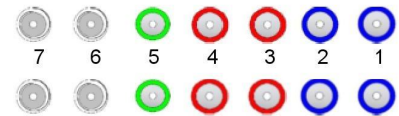


Bisellatrice

Bevelling

B73 CN



<i>Posizione</i> <i>Position</i>	<i>Codice</i> <i>Code</i>	<i>Descrizione</i> <i>Description</i>	<i>Legante</i> <i>Bond</i>
1	KT0204	6A2H B73CN D150 H10,5 W5 POS.1	MB
2	KT0205	6A2H B73CN D150 H10,5 W5 POS.2	MB
3	KR10136	6A2 B73CN D150 H10,5 W19 POS.3 TURBO	RB
4	KR10137	6A2 B73CN D150 H10,5 W19 POS.4 TURBO	RB
5	L18046	AB3 100X30X60	=
6	L10237	SPIRALFELT 150X25X70	=
7	L10237	SPIRALFELT 150X25X70	=

MAX 60 CNP

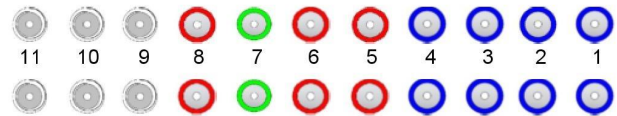


<i>Posizione</i> <i>Position</i>	<i>Codice</i> <i>Code</i>	<i>Descrizione</i> <i>Description</i>	<i>Legante</i> <i>Bond</i>
1	KT0027	6A2H MAX50/60 D150 H10,5 W5 V3 POS.1	MB
2	KT0028	6A2H MAX50/60 D150 H10,5 W5 V2 POS.2	MB
3	KR10037	6A2H MAX50/60 D150 H10,5 W19 V0 POS 3 TURBO	RB
4	KR10038	6A2H MAX50/60 D150 H10,5 W19 V0 POS 4 TURBO	RB
5	KR10039	6A2H MAX50/60 D150 H10,5 W19 V0 POS 5 TURBO	RB
6	KR10040	6A2H MAX50/60 D150 H10,5 W19 V0 POS 6 TURBO	RB
7	L18810	MB1 130X40X12/80 C/PA	=
8	L10237	SPIRALFELT 150X25X70	=
9	L10237	SPIRALFELT 150X25X70	=
10	L10237	SPIRALFELT 150X25X70	=
11	KT0210	6A2 MAX50/60 D160 H130 W12 POS.F	MB
12	L18810	MB1 130X40X12/80 C/PA	=
13	KT0209	6A2 MAX50/60 D100 H10,5 W6 POS.F	MB

Bisellatrice


Bevelling

ELB 362



<i>Posizione</i> <i>Position</i>	<i>Codice</i> <i>Code</i>	<i>Descrizione</i> <i>Description</i>	<i>Legante</i> <i>Bond</i>
1	KT0197	6A2 ELB362 D150 H22 T43 W5 V7 POS.1	MB
2	KT0198	6A2 ELB362 D150 H22 T43 W5 V3 POS.2	MB
3	KT0163	6A2 ELB362 D150 H22 T43 W5 V0 POS.3	MB
4	KG00209	1FF6Y ELB362 D150 H22 X3 U 6 P2 T11 D76	MB
5	KR10129	6A2 ELB362 D150 H22 T43 W15 V0 POS.4	RB
6	KR10130	6A2 ELB362 D150 H22 T43 W15 V0 POS.5	RB
7	L10093	9R 40 150X30X22	=
8	KR10131	6A2 ELB362 D150 H22 T43 W15 V0 POS.8	RB
9	L10237	SPIRALFELT 150X25X70	=
10	L10237	SPIRALFELT 150X25X70	=
11	L10237	SPIRALFELT 150X25X70	=

ELB 371



<i>Posizione</i> <i>Position</i>	<i>Codice</i> <i>Code</i>	<i>Descrizione</i> <i>Description</i>	<i>Legante</i> <i>Bond</i>
1	KT0010	6A2 ELB371 D150 H22 W5 V5 POS.1	MB
2	KT0011	6A2 ELB371 D150 H22 W5 V3 POS.2	MB
3	KR10023	6A2 ELB371 D150 H22 T43 W15 V0 POS.3	RB
4	KG00208	1FF6Y ELB371 D150 H22 X3 U 6 P2 T11 D76	MB
5	KR10024	6A2 ELB371 D150 H22 T43 W15 V0 POS.4	RB
6	KR10025	6A2 ELB371 D150 H22 T43 W15 V0 POS.5	RB
7	KR10026	6A2 ELB371 D150 H22 T43 W15 V0 POS.6	RB
8	KR10027	6A2 ELB371 D150 H22 T43 W15 V0 POS.7	RB
9	L10237	SPIRALFELT 150X25X70	=
10	L13667	SPIRALFELT 185X25X115	=
11	L10237	SPIRALFELT 150X25X70	=